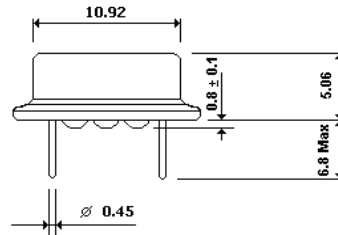
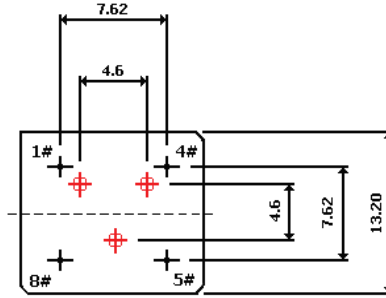



DESCRIPTION

The DIP-8 Clock Oscillator has a standard 8 pin DIP Metal Package, High Performance, CMOS & TTL compatible Pin #4 case ground acts as shielding to minimize EMI Radiation RoHS Compliant Standard.

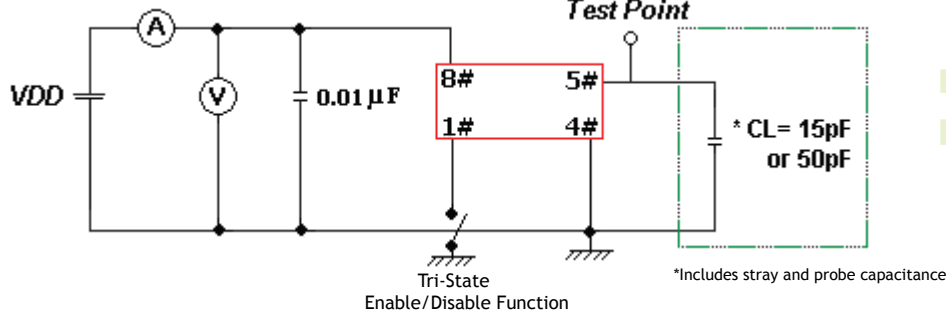
MECHANICAL DIMENSIONS (all in mm)



ELECTRICAL SPECIFICATION

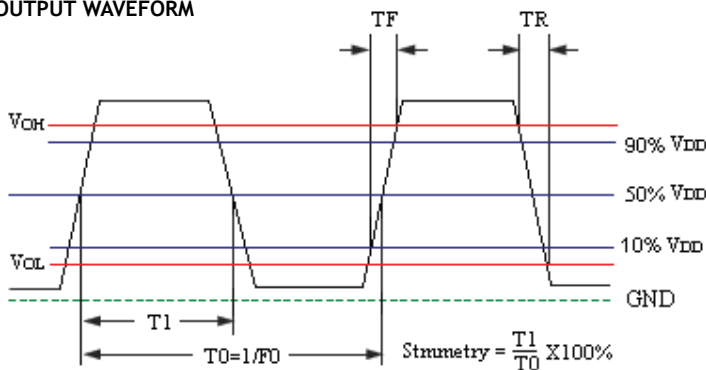
Frequency Range (Fo)	1.000 to 80.000MHz	
Frequency Stability (all condition)	±20ppM to ±100ppM Maximum	
Operating Temperature Range	0°C to +70°C Standard (or Optional)	
Storage Temperature Range	-55°C to +125°C	
Input Voltage (V _{DD})	5V ±10% or 3.3V ± 10%	
Rise Time (tr)	10% V _{DD} - 90% V _{DD}	10ns (1.00 to 23.99MHz)
Fall Time (tf)	90% V _{DD} - 10% V _{DD}	6ns (24.00 to 80.00MHz)
Tri-State	ON	High Impedance at Pin 5
	OFF	Output Active at Pin 5
Output Symmetry	A	40 / 60%
1/2 V _{DD}	B	45 / 55%
	C	47.5 / 52.5%
Output Voltage	V _{OH}	90% V _{DD} minimum
	V _{OL}	10% V _{DD} Maximum
Low Voltage	0.5V (10% V _{DD})	
High Voltage	4.5V (90% V _{DD})	
Output Load	CL=15pF / 1-10LS TTL	
Aging (at 25°C)	±3ppM per year	

TEST CIRCUIT



Pin	Connection
1#	Tri-State
4#	GND
5#	Output
8#	VDD

OUTPUT WAVEFORM



PART NUMBERING SYSTEM (Example)

OSC8-11.0592-20-5-B-C-XX

