

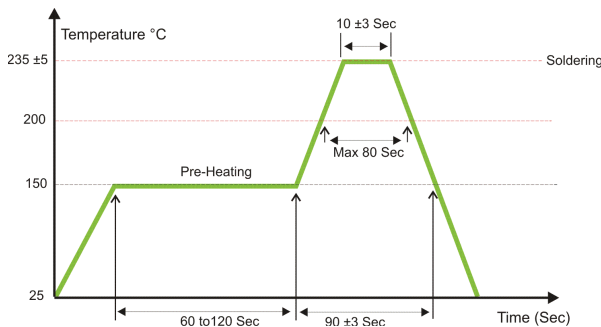
DESCRIPTION

The SOC7 SMD Clock Oscillator has a small size for many applications, large temperature range available, complementary output available, enable/disable function available, different designs depending on customers requirements

ELECTRICAL SPECIFICATION

Frequency Range (Fo)	1.000 to 100.000MHz	
Frequency Stability (all conditions)	±20ppM to ±100ppM Maximum	
Operating Temperature Range	0°C to +70°C Standard (or Optional)	
Storage Temperature Range	-55°C to +125°C	
Input Voltage (V _{DD})	5V ±10% or 3.3V ±10%	
Output Voltage	V _{OH}	90% V _{DD} Minimum
	V _{OL}	10% V _{DD} Maximum
Rise Time (tr)	10% V _{DD} - 90% V _{DD}	10ns (1.00 to 23.99MHz)
Fall Time (tf)	90% V _{DD} - 10% V _{DD}	6ns (24.00 to 100.00MHz)
Tri-State	ON	High Impedance at Pin 3
	OFF	Output Active at Pin 3
Output Symmetry 1/2 V _{DD}	A	40 / 60%
	B	45 / 55%
	C	47.5 / 52.5%
Low Voltage	0.5V (10% V _{DD})	
High Voltage	4.5V (90% V _{DD})	
Aging (at 25°C)	±3ppM per year	
Output Load	CL=15pF / 1-10LS TTL	

SOLDERING



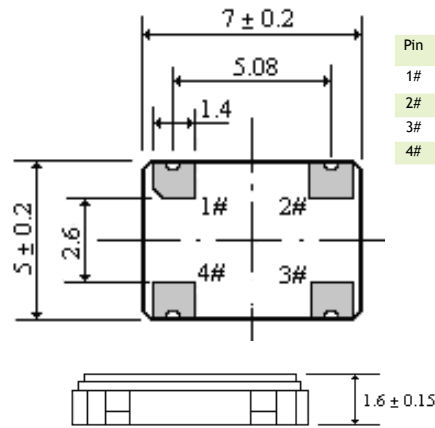
Wired oscillators can be processed manually or in solder wave. Oscillators with SMD-connections can be processed in convection, infrared or vapour phase soldering procedure, however, not over the head.

In solder machine mounted crystal or crystal oscillator can get a frequency offset which relaxes only after a view days, type depending.


A storage under normal climate conditions (+5°C to +35°C and 40% to 75% a relative humidity) ensures a sufficient solderability of minimum 1 year. The solderability is typically still guaranteed beyond it.

Should the occasion of a long storage arise it has to be rechecked. For corresponding soldering profiles please refer to IEC 61760-1.

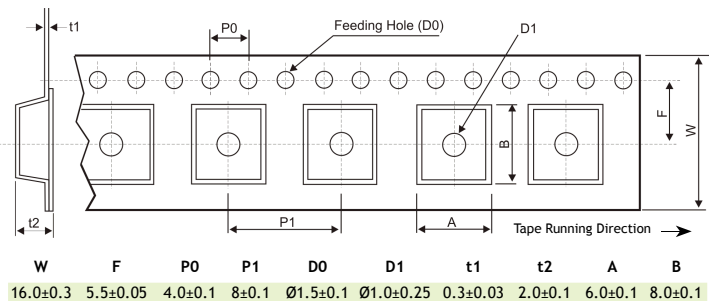
MECHANICAL DIMENSIONS (all in mm)



Pin	Connection
1#	Tri-State
2#	Ground
3#	Output
4#	VDD

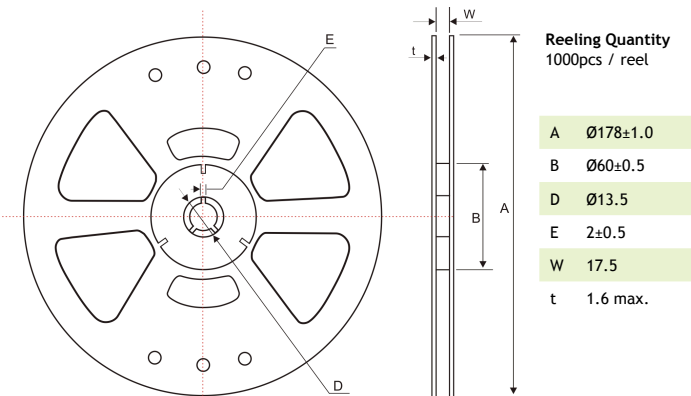


TAPE SPECIFICATIONS (all in mm) - Carrier Tape Dimensions



W	F	P0	P1	D0	D1	t1	t2	A	B
16.0±0.3	5.5±0.05	4.0±0.1	8±0.1	Ø1.5±0.1	Ø1.0±0.25	0.3±0.03	2.0±0.1	6.0±0.1	8.0±0.1

All temperature refer to topside of the package, measured on the package body surface.



Reeling Quantity	1000pcs / reel
A	Ø178±1.0
B	Ø60±0.5
D	Ø13.5
E	2±0.5
W	17.5
t	1.6 max.

PART NUMBERING SYSTEM (Example)

SOC7-11.0592-50-3.3-A-A-XX

