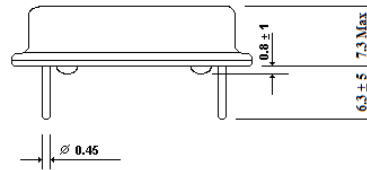

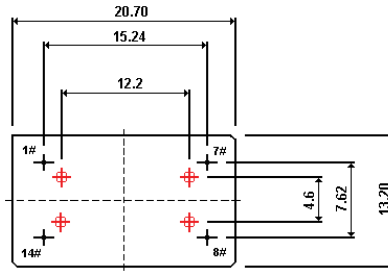




DESCRIPTION

Standard 14 pin DIP Metal Package, High Performance, CMOS & TTL compatible Pin # 7 case ground acts as shielding to minimize EMI Radiation RoHS Compliant Standard.

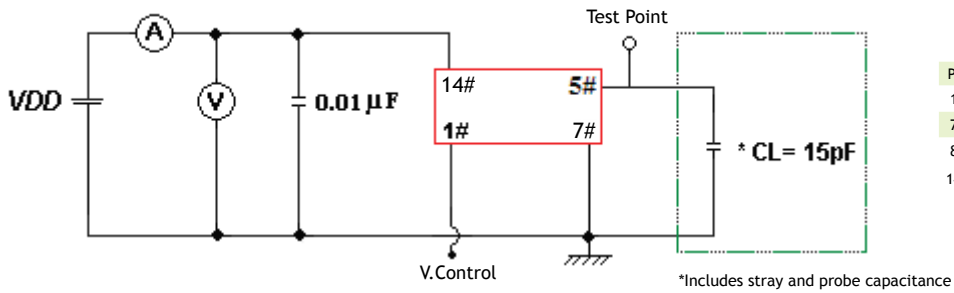
MECHANICAL DIMENSIONS (all in mm)



ELECTRICAL SPECIFICATION

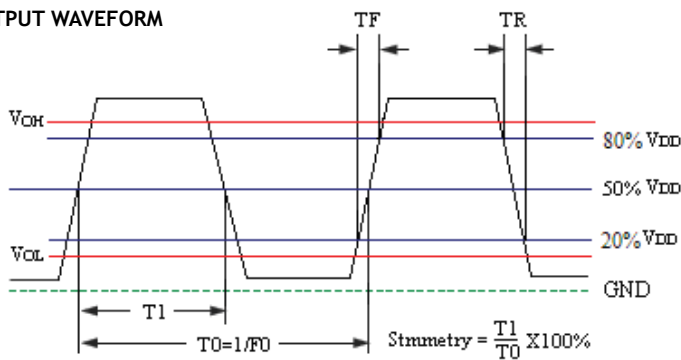
Frequency Range	1MHz to 40MHz <small>Frequency over 40.000MHz, please consult factory</small>	
Frequency Stability (all condition)	±10ppm to ±50ppm Maximum	
Operating Temperature Range	0°C to +70°C Standard (or Optional)	
Storage Temperature Range	-40°C to +85°C	
Input Voltage (V _{DD})	5V ±5% or 3.3V ± 5%	
Rise Time (tr)	20% V _{DD} - 80% V _{DD}	≤ 5nS
Fall Time (tf)	80% V _{DD} - 20% V _{DD}	≤ 5nS
Output Symmetry	A	40 / 60%
	B	45 / 55% (Optional)
Output Voltage	VOH	90% V _{DD}
	VOL	10% V _{DD}
Pullability	±50ppm, ±100ppm, ±200ppm	
Output Load	CL=15pF	
Aging (at 25°C)	±3ppm per year	

TEST CIRCUIT



Pin	Connection
1#	V.Control
7#	GND
8#	Output
14#	VDD

OUTPUT WAVEFORM



PART NUMBERING SYSTEM (Example)

VCX014-32.768-25-100-3.3-A-C-X

