J SERIES

8.0x8.0 Sealed Tact Switch

HOW TO ORDER

T J P

Operation Direction
H=Horizontal
V=Vertical

Serial Number
03=Horizontal
04=Vertical

Attach Characteristics
(Only for TVJP04)
E=With Earth Terminal
N=Non Earth Terminal

Switch Height
047=4.7mm(TVJP04)
=1.8mm(THJP03)
070=7.0mm(TVJP04)
=4.0mm(THJP03)
100=10.0mm(TVJP04)
=7.0mm(THJP03)

Operating Force
E=130gf
F=210gf
G=320gf

Stem Color
B=Black
W=White
D=Dark Gray

Features

- Snap-in type, which can be directly mounted onto a PC board.
- Part of output terminals can be used as jumper leads, thus making circuit design easy.

Applications

- For operating various electronic devices such as washing machines requiring water proof construction

Specification

Items		Standard
Operating temperature range		-40℃ to +90℃
Electrical performance	Rating	50mA. 12V DC
	Insulation resistance	100MΩmin. 100V DC
	Dielectric strength	250V AC for 1 min.
	Contact resistance	500mΩmax.
Durability	Lifetime	100,000 Cycles Min
Mechanical performance	Operating force	E:130gf F:210gf G:320gf
	Travel	0.25 ± 0.1mm

Diagram

No.	Dimensions	Circuit Diagram / Pad Layout
1	● THJP03 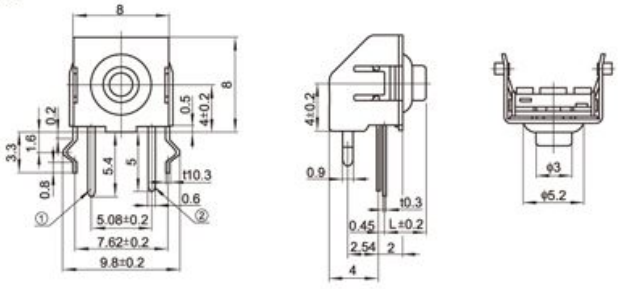 L: 1.8, 2.2, 4.0, 7.0	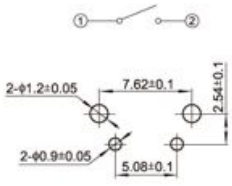
2	● TVJP04 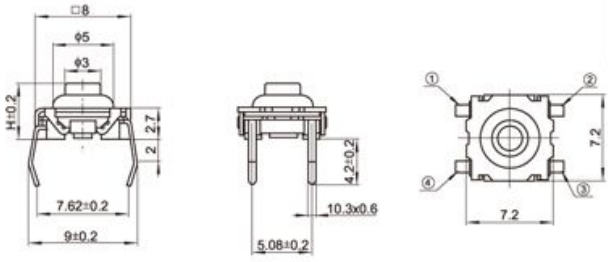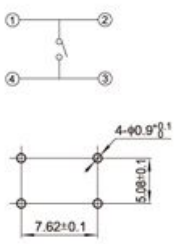 H: 4.7, 5.2, 7.0, 10.0