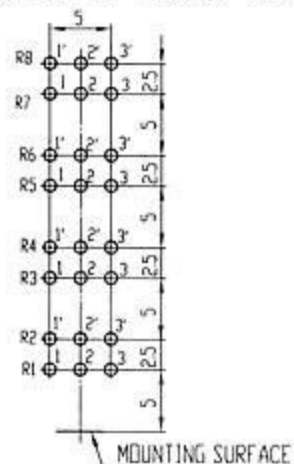
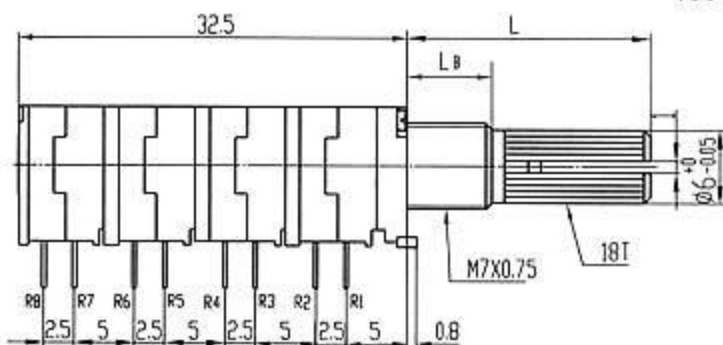


SHAFT SHOWN IN FULL C.C.W. POSITION

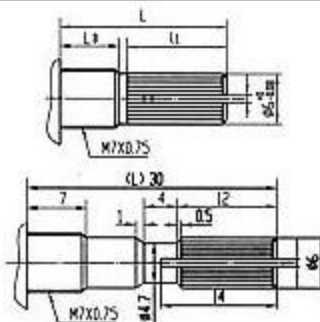


Standard Shaft Size:

● 18T

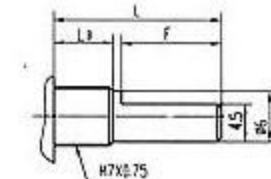


(L=30)



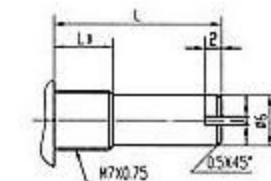
L	L _B	L _I
15	5	7
	7	7
20	5	12
	7	12
25	7	17

● F



L	L _B	F
15	5	7
	7	7
20	7	12
25	7	12
30	7	12

● H



L	L _B
8	5
10	5
13	5
15	5
20	7

阻值范围 Resistance range	5~250K Ω	总机械旋转角度 Total Rotational Angle	300 \pm 5 $^{\circ}$
阻值允许误差 Tolerance of resistance	\pm 20%	动作力 Operating force	50~250gf.cm
电值规律 Resistance taper	A B C D	定位点起动力 Click slip-out force (only center click)	\pm 30~100gf.cm
额定功率 power Rating	0.05W	止挡强度 Shaft Stopper Strength	4Kgf.cm min
额定电压 Rated voltage	50V AC	开关额定功率 Switch Rating	DC16V 1A
终端电阻 Terminal resistance	10 Ω max	开关操作力 Switch Action	50~300gf.cm
转动噪声 Rotational noise	\leq 100mv	开关动作角度 Switch Working Angle	\leq 50 $^{\circ}$
双联同步误差 Tracking error	B 0~-20db \pm 2db A C D 0~-40db \pm 3db	开关接触电阻 Switch contact resistance	\leq 50m Ω
绝缘电阻 Insulation resistance	DC250V 100M Ω min	机械耐久性 Mechanical endurance	10000周min turns
耐电压 Withstanding Voltage	AC300V 1 minute	开关寿命 Switch life	10000周min